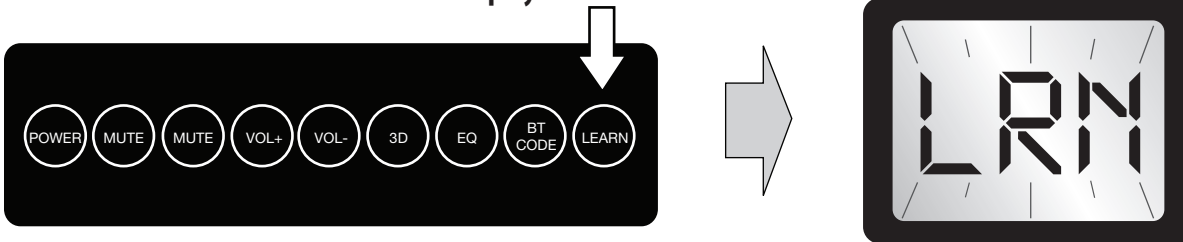


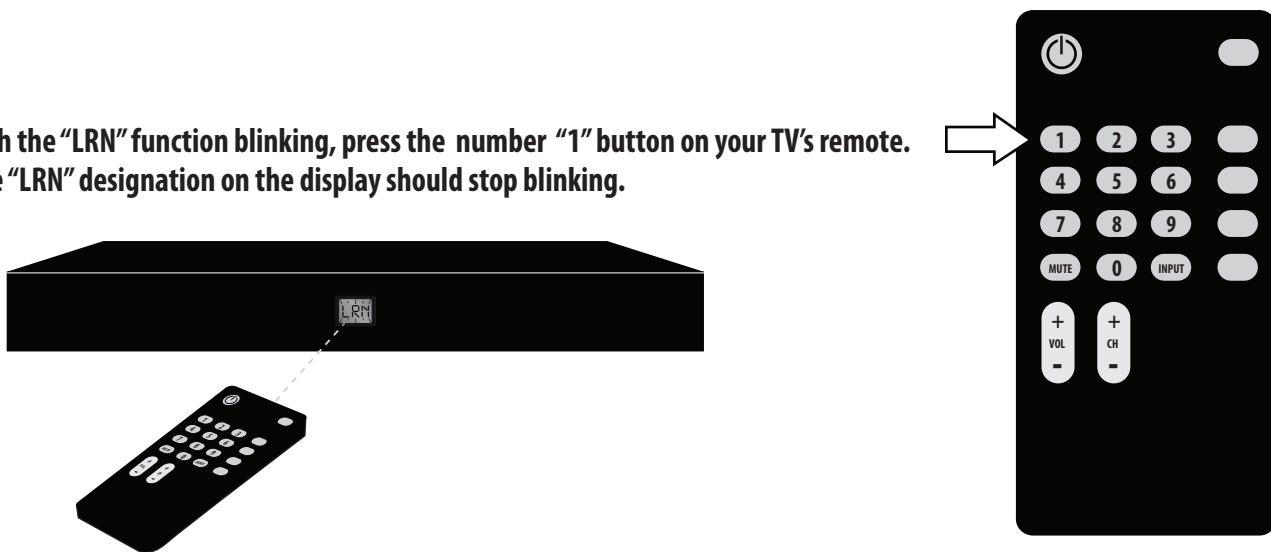
# QUICK START GUIDE: USING THE REMOTE LEARNING FUNCTION

For your convenience, your Sinclair Audio Soundpad is equipped with a learning function so that your current TV remote can be used to control it.

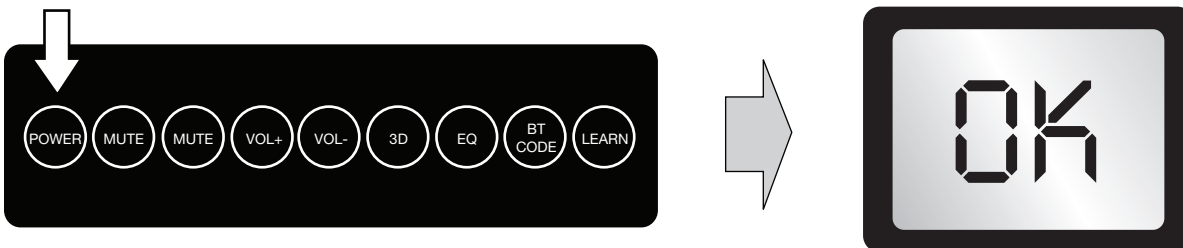
1. With the power turned on, press and hold the Soundpad's "Learn" button for at least 3 seconds, and release only when "LRN" starts to blink on the front of the display.



2. With the "LRN" function blinking, press the number "1" button on your TV's remote. The "LRN" designation on the display should stop blinking.



3. Immediately press "Power" on the Soundpad. The designation on the display should then read "Ok".



The Soundpad's power function can now be controlled by pressing the "1" button on your TV's remote.